



KT-LED80HID-V-E26-840-D /G2

HID REPLACEMENT LED LAMP

DESCRIPTION

80W HID Replacement LED Lamp | 4000K | >80 CRI | Vertical Light Direction



LAMP TYPE: HID Replacement LED	METAL HALIDE EQUIVALENT: 250W
BASE TYPE: E26 (Medium)	COLOR RENDERING INDEX (CRI): > 80
WATTAGE: 80W	WARRANTY: 5 Years
COLOR TEMPERATURE: 4000K	



PRODUCT FEATURES

- Replacement for conventional metal halide lamp
- Non-dimmable; Do not dim
- 50,000+ hour lifetime
- Environmentally friendly: No mercury used
- Instant startup
- UL listed
- Delivers approximately 5% uplift
- Suitable for use in fully enclosed fixture
- Integral driver, eliminates the need for external driver or ballast; Includes 4kV surge protection
- Operating temperature range: -30°C/-22°F to 60°C/140°F
- Exceeding 30°C/86°F in fully enclosed fixtures will engage active cooling and power de-rating to ensure full product lifetime
- Lamp top has a low-voltage AUX port for lamp level sensor controls

OPERATING SPECIFICATIONS

ELECTRICAL CHARACTERISTICS

Input Voltage	Power Consumption	Power Factor	Input Current
120-277Vac	80W	>0.9	0.67A @ 120V 0.29A @ 277V


RATED LIFE

L70 (Hours)	50,000
--------------------	--------

PHOTOMETRIC CHARACTERISTICS

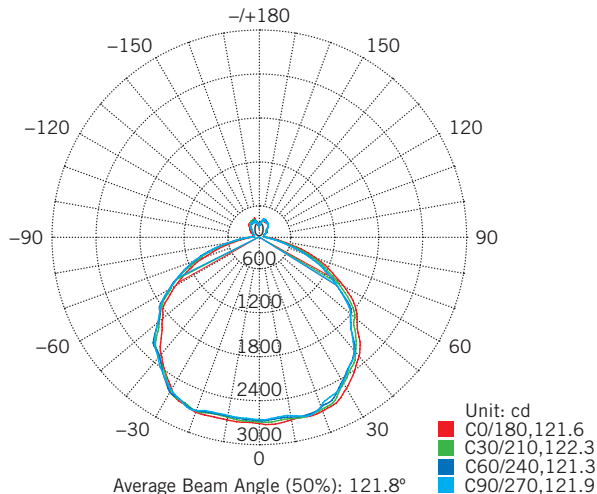
Color Temperature (CCT)	4000K
Luminous Flux	10500 lm
Color Rendering Index (CRI)	>80
Efficacy	131 lm/W
Visible Light Area	180°

SMART PORT LED COMPATIBLE




On the top of the lamp is a low-voltage AUX port for Smart Port LED sensors.
See *Accessories* for available sensor options.

POLAR CANDELA DISTRIBUTION



LUX DISTANCE CURVE



Note: The curves indicate the illuminated area and the average illumination when the luminaire is at a different distance.

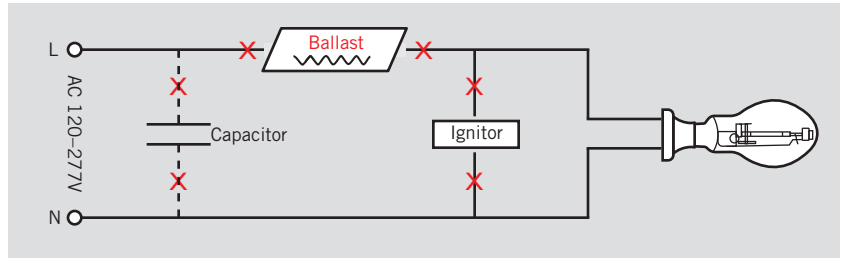
KT-LED80HID-V-E26-840-D /G2

HID REPLACEMENT LED LAMP

WIRING INSTRUCTIONS


STEP 1

Disconnect power. Disconnect and remove existing ballast, capacitor, and/or ignitor (where applicable) from fixture.




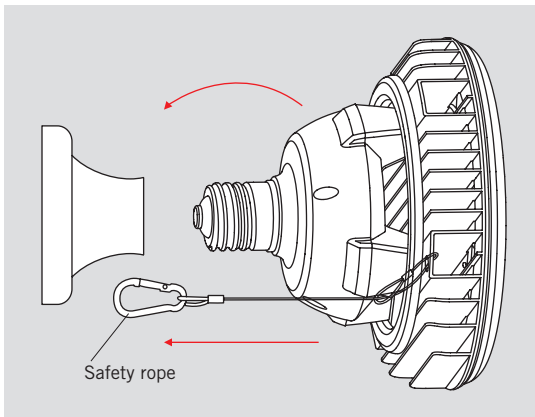
STEP 2

Rewire for line voltage to the lamp socket.



STEP 3

Install new LED replacement lamp. Ensure lamp is operating properly when power is turned on.

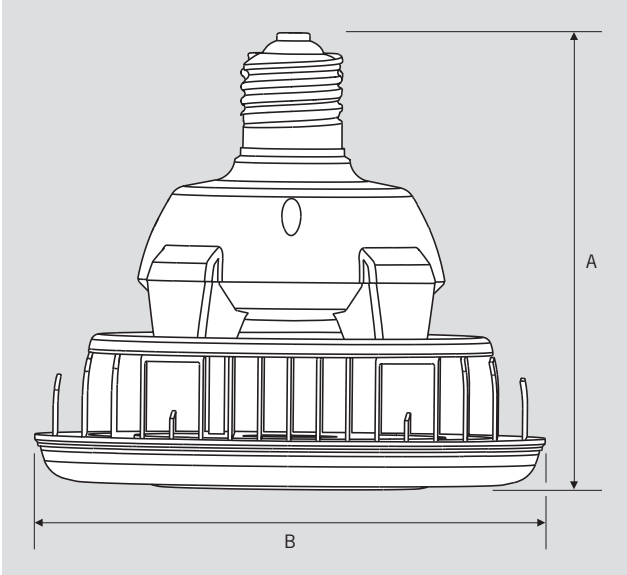




KT-LED80HID-V-E26-840-D /G2

HID REPLACEMENT LED LAMP

PHYSICAL CHARACTERISTICS



LAMP DIMENSIONS

A (Body Length)	6.41"
B (Diameter)	7.87"

BASE TYPE: E26 (Medium)

ACCESSORIES (SOLD SEPARATELY)

Catalog Number	Description
KTS-MW1-12V-AUX	SmartPort LED Microwave Occupancy sensor: On/Off with adjustable standby dimming level; 12V input
KTS-PIR1-12V-AUX	SmartPort LED PIR Occupancy sensor: On/Off with adjustable standby dimming level; 12V input
KTS-PS1-12V-AUX	SmartPort LED Photocell: On/Off with adjustable daylight threshold and timing; 12V input

ORDERING INFORMATION

ORDER CODE	PACKAGING STYLE	PACK QTY.	ITEM STATUS
KT-LED80HID-V-E26-840-D /G2-DP	Distributor Pack (Individual Cartons)	4	Quick Ship

CATALOG NUMBER BREAKDOWN

KT-LED80HID-V-E26-840-D /G2

1 2 3 4 5 6 7 8 9 10

- 1 Keystone Technologies
- 2 LED Lamp
- 3 Wattage
- 4 Lamp Type
- 5 Vertical Orientation
- 6 Base Type
- 7 800 Series
- 8 Color Temperature
- 9 Direct-Drive Series
- 10 Second Generation